




Type ITC™ and RTC™ Rupture Disks




Providing Overpressure Protection
for Intermodal Tank Containers

BSBsystems.com | BSB.ie
Visit our website for the most complete, up-to-date information.

Transportation Disks

ITC™



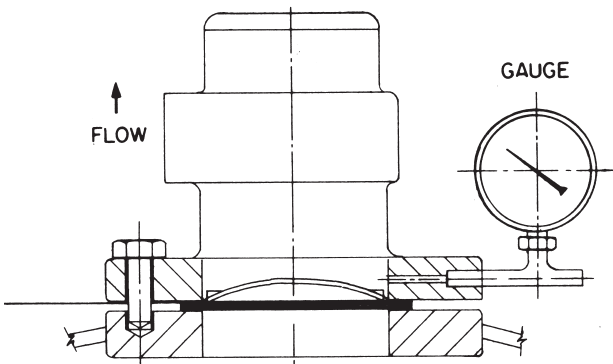
The BS&B Safety Systems ITC rupture disk is specifically designed for protection of intermodal tank containers. The ITC conforms with the latest norms IMO, ADR, RID, US DOT, DOT blue book and ISO. The ITC is a scored tension loaded rupture disk assembly.

Performance

The ITC disk has been flow tested with most major world tank valve manufacturers.

Installation

The ITC disk slips into the tank flange bore. The codes require that the space between the rupture disk and relief valve be fitted with a gauge or a suitable telltale indicator to detect a ruptured or a leaking disk.



The ITC disk in series with a relief valve

Features

- Available in standard AAR burst ratings
- Simple installation
- Accurate
- Superior cycle life under pressure cycling condition



Standard Pressure Ranges of Rupture Disks

Size		Burst pressure		Temperature rating		Part number
in	mm	psig	barg	°F	°C	
2.5	65	54.4	3.75	68	20	77-31-2500-26
				140	60	77-31-2503-26
		63.8	4.4	68	20	77-31-2501-26
				140	60	77-31-2502-26
3	80	63.8	4.4	68	20	77-31-3000-26
				140	60	77-31-3001-26

Burst tolerance: $\pm 5\%$ of stamped burst pressure

Consult BS&B for other materials and pressure ratings

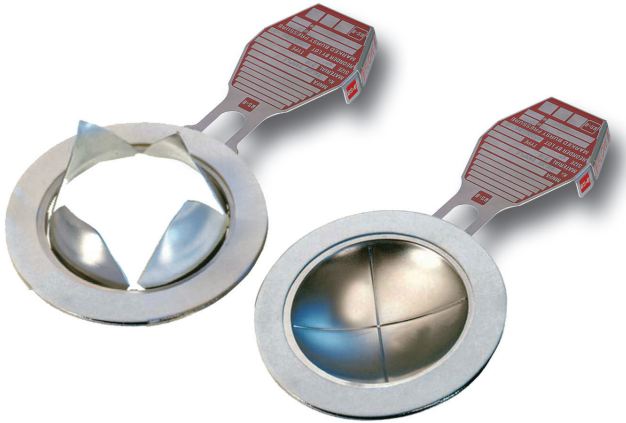
Materials

- Scored rupture disk: nickel 200
- Centering ring: 316 stainless steel
- Inlet ring: 316 stainless steel
- Process slide liner: Fluoropolymer
- Gaskets: Fluoropolymer
- Name tag: 316 stainless steel

Consult BS&B for other materials and pressure ratings.

Type RTC™ Rupture Disk

Protection of IM05 Intermodal Tank Containers from overpressure

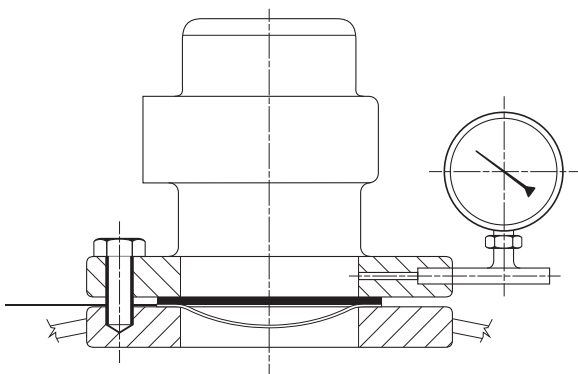


Type RTC™ Rupture Disk

The RTC rupture disk has been developed for the protection of intermodal tank containers from overpressure during storage and transportation of liquefied gases. This bursting disk used in series with a safety relief valve, protects the vessel by reversing at its burst pressure and shearing along cross score lines provides a full pressure relief opening. The RTC disk can be used to isolate the relief valve and prevents leakage through the valve.

Installation

The RTC rupture disk is easily installed by bolting the disk between the relief valve disk holder and a disk support flange. International codes require that the space between the disk and the safety relief valve is monitored using a pressure gauge to detect a burst or leaking disk.



The RTC disk in series with a relief valve

RTC Features

- Available in nominal 3 inch (80mm) size and in burst pressures to meet regulatory requirements 72.5 to 500 psig (5 to 34.5 barg) in Monel® alloy 400 and 181 to 500 psig (12.5 to 34.5 barg) in 316ss materials
- Permanent marking on disk for retraceability
- Integral gaskets designed for minimal cold flow
- Helium leak tested disk assembly
- Resists full vacuum
- Designed for non-fragmentation on bursting
- Resists pressure cycling and surges
- Suitable for gas / vapor service
- Simple one-piece construction for easy installation on the inlet of a safety relief valve
- Non-torque sensitive installation



Standard Pressure Ranges of Rupture Disks

Disk size		Rating psig / barg at 72°F (22°C)											
		Inconel® alloy 600				Monel® alloy 400				316ss			
in	mm	Min		Max		Min		Max		Min		Max	
		psig	barg	psig	barg	psig	barg	psig	barg	psig	barg	psig	barg
3	80	181	12.5	500	34.5	72.5	5	500	34.5	181	12.5	500	34.5

Materials

- Disk and outlet ring material: 316ss or Monel® alloy 400
 - Other materials are available on request
- Gaskets are glass impregnated fluorocarbon film
 - Maximum temperature 500°F (260°C)

Inconel and Monel are registered trademarks of Special Metals Corporation.



Edmonton, AB Canada
T: +1 780 955 2888
F: +1 780 955 3975
E: contacts@bsbprocess.com

Tulsa, OK USA
T: +1 918 622 5950
F: +1 918 665 3904
E: sales@bsbsystems.com

Minneapolis, MN USA
T: +1 952 941 0146
F: +1 952 941 0646
E: sales@bsbipd.com

Monterrey, Mexico
T: +011 52 81 1958 0560
F: +011 52 81 1958 0560 138
E: sales@bsbsystems.com

Houston, TX USA
T: +1 713 682 4515
F: +1 713 682 5992
E: sales@bsbsystems.com

Sao Paulo, Brasil
T: +55 11 2084 4800
F: +55 11 2021 3801
E: sales@bsbbrasil.com



BSBSystems.com

Visit our website for the most complete, up-to-date information



Limerick, Ireland
T: +353 61 484700
F: +353 61 304774
E: sales@bsb.ie

Manchester, UK
T: +44 0 161 955 4202
F: +44 0 161 870 1086
E: sales@bsb-systems.co.uk

Düsseldorf, Germany
T: +49 211 930550
F: +49 211 3982171
E: info@bormann-neupertbsb.de

The Netherlands
T: +31 20 399 9965
E: info@bsbsystems.nl

United Arab Emirates
T: +971 (0) 55 518 0314
T: +971 (0) 55 518 0916
F: +971 (0) 2 558 9961
E: sales@bsbsystems.ae

Chennai, India
T: +91 44 2450 4200
F: +91 44 2450 1056
E: sales@bsbsystems.com

Shanghai, China
T: +86 21 6391 2299
F: +86 21 6391 2117
E: sales@bsbsystems.com

Seoul, Korea
T: +82 (2) 2636 9110
F: +82 (2) 2636 9120
E: sales@bsbsystems.kr

Yokohama, Japan
T: +81 45 450 1271
F: +81 45 451 3061
E: information@bsb-systems.co.jp

Singapore
T: +65 6513 9780
F: +65 6484 3711
E: sales@bsb.com.sg

BSB.ie

Products, specifications and all data in this literature are subject to change without notice. Questions regarding product selection and specifications for specific applications should be directed to BS&B. All sales are subject to the BS&B companies' standard terms and conditions of sale. Nothing herein should be construed as a warranty of merchantability or fitness for a particular purpose.